



# REL-MR-110DC/21HC

Order No.: 2961338



<http://eshop.phoenixcontact.de/phoenix/treeViewClick.do?UID=2961338>

Pluggable miniature relays, with power contact for high continuous current, 1 PDT, input voltage 110 V DC

Commercial data	
GTIN (EAN)	 4 017918 187590
Note	Made-to-order
sales group	G084
Pack	10 pcs.
Customs tariff	85364900
Catalog page information	Page 60 (IF-2011)

### Product notes

WEEE/RoHS-compliant since:  
02/09/2006



<http://www.download.phoenixcontact.com>  
Please note that the data given here has been taken from the online catalog. For comprehensive information and data, please refer to the user documentation. The General Terms and Conditions of Use apply to Internet downloads.

## Technical data

Coil side	
Nominal input voltage $U_N$	110 V DC
Nominal input current at $U_{IN}$	4.1 mA
Typical response time	7 ms
Typical release time	3 ms

Coil resistance	26600 $\Omega$ $\pm$ 15% (at 20°C)
<b>Contact side</b>	
Contact type	Single contact, 1-PDT
Contact material	AgNi
Maximum switching voltage	250 V AC/DC
Minimum switching voltage	12 V (at 10 mA)
Maximum inrush current	30 A (300 ms)
Min. switching current	100 mA
Limiting continuous current	16 A
Interrupting rating (ohmic load) max.	384 W (at 24 V DC)
	58 W (for 48 V DC)
	48 W (for 60 V DC)
	50 W (for 110 V DC)
	80 W (for 220 V DC)
	4000 VA (for 250 V AC)
<b>General data</b>	
Width	12.7 mm
Height	29 mm
Depth	15.7 mm
Test voltage relay winding/relay contact	5 kV AC (50 Hz, 1 min.)
Ambient temperature (operation)	-40 °C ... 85 °C
Ambient temperature (storage/transport)	-40 °C ... 85 °C
Operating mode	100% operating factor
Mechanical service life	3 x 10 <sup>7</sup> cycles
Standards/regulations	IEC 60664
	EN 50178
	IEC 62103
Pollution degree	3
Surge voltage category	III
Mounting position	Any
Assembly instructions	Can be aligned without spacing (> 70 °C $\geq$ 2.5 mm)

**Certificates / Approvals**



Certification

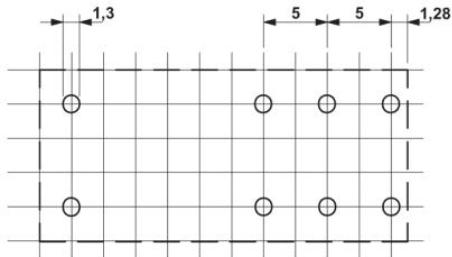
CUL, GL, GOST, UL, VDE-PZI

**Additional products**

Item	Designation	Description
<b>General</b>		
2967811	PLC-BSC-120UC/21HC	14 mm PLC-HC basic terminal blocks with screw connection method, input voltage 120 V AC/DC(without relay or optocoupler)
2980432	PLC-BSC-120UC/21HC/SO46	14 mm PLC-HC basic terminal blocks with screw connection method and integrated RCZ filter against interference voltages and currents on the control side, input voltage 120 V AC/DC(without relay or optocoupler)
2967824	PLC-BSC-230UC/21HC	14 mm PLC-HC basic terminal blocks with screw connection method, input voltage 230 V AC/DC(without relay or optocoupler)
2980445	PLC-BSC-230UC/21HC/SO46	14 mm PLC-HC basic terminal blocks with screw connection method and integrated RCZ filter against interference voltages and currents on the control side, input voltage 230 V AC/DC(without relay or optocoupler)
2912387	PLC-BSP-120UC/21HC	14 mm PLC basic terminal blocks with spring-cage connection method, input voltage 120 V AC/DC(without relay or optocoupler)
2833518	PR1-BSC2/2X21	Relay socket PR1..., for miniature power relay or miniature switching relay with 1 or 2 PDT or solid-state relay of same construction, 2/2 level design, screw connections, connection facility for input/interference suppression modules
2833521	PR1-BSC3/2X21	Relay socket PR1..., for miniature power relay or miniature switching relay with 1 or 2 PDT or solid-state relay of same construction, 1/3 level design, screw connections, connection facility for input/interference suppression modules
2833534	PR1-BSP3/2X21	Relay socket PR1..., for miniature power relay or miniature switching relay with 1 or 2 PDT or solid-state relay of same construction, 1/3 level design, spring-cage connections, connection facility for input/interference suppression modules

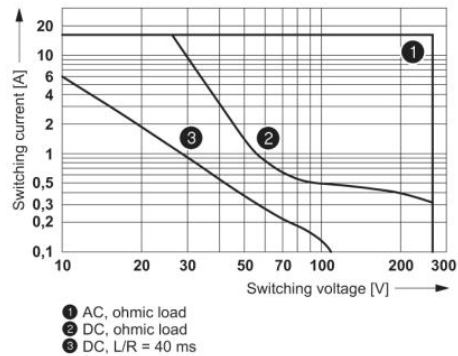
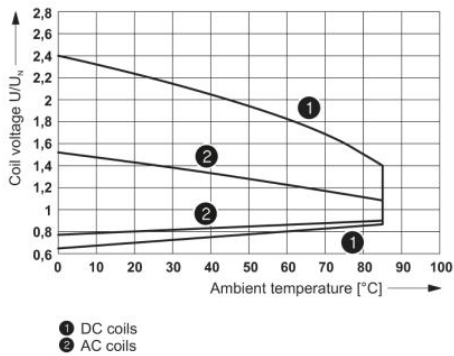
**Diagrams/Drawings**

Drilling plan/solder pad geometry

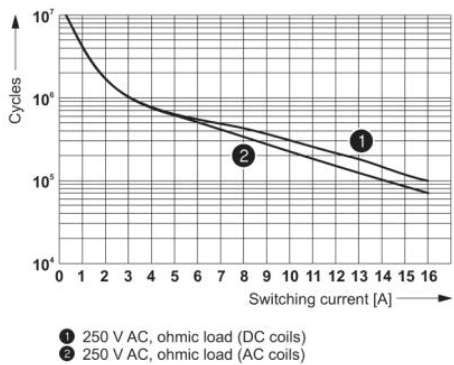


a = pitch division 2.5 mm

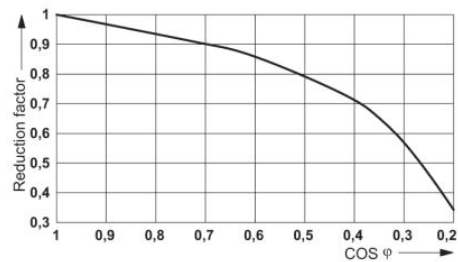
Diagram



Operating voltage range



Interrupting rating

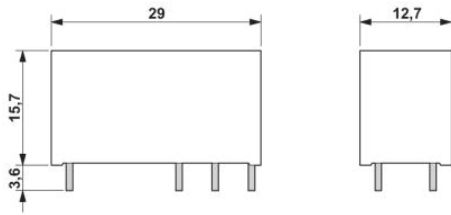


Electrical service life

Service life reduction factor with various  $\cos \phi$

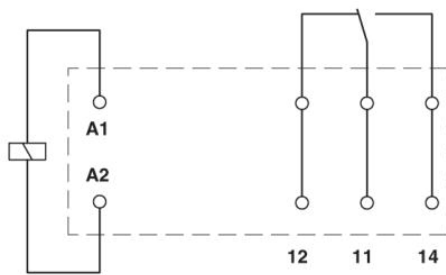
Dimensioned drawing

---



Circuit diagram

---



**Address**

PHOENIX CONTACT Inc., USA  
586 Fulling Mill Road  
Middletown, PA 17057, USA  
Phone (800) 888-7388  
Fax (717) 944-1625  
<http://www.phoenixcon.com>



© 2011 Phoenix Contact  
Technical modifications reserved;