

PSR-SCP- 24DC/ESD/4X1/30


Order No.: 2981800



<http://eshop.phoenixcontact.de/phoenix/treeViewClick.do?UID=2981800>

Safety relay to emergency stop and safety door monitoring up to SIL 3 or Cat. 4, PL e according to EN ISO 13849, one- or two-channel operation, automatic or manual activation, 2 N/O contact switch-off delay from 0.1 s to 30 s



Commercial data	
GTIN (EAN)	 4 046356 117968
Note	Made-to-order
sales group	G520
Pack	1 pcs.
Customs tariff	85364190
Catalog page information	Page 14 (IF-2011)

Product notes

WEEE/RoHS-compliant since:
04/17/2008



<http://www.download.phoenixcontact.com>
Please note that the data given here has been taken from the online catalog. For comprehensive information and data, please refer to the user documentation. The General Terms and Conditions of Use apply to Internet downloads.

Technical data

Input data	
Nominal input voltage U_N	24 V DC
Input voltage range in reference to U_N	0.85 ... 1.1
Typical input current at U_N	75 mA DC

Voltage at input/start and feedback circuit	Approx. 24 V DC
Typical response time	150 ms (Monitored/manual and auto-start)
Typical release time	20 ms (undelayed contacts) 100 ms (delayed contacts)
Typical release time range	0.1 s ... 30 s
Recovery time	330 ms (Restart) 1 s (Electric torque)
Max. permissible overall conductor resistance	50 Ω (Input and reset circuit at U _N)

Output data

Contact type	2 enabling current paths undelayed, 2 delayed
Contact material	AgSnO ₂
Maximum switching voltage	250 V AC/DC
Minimum switching voltage	15 V AC/DC
Limiting continuous current	6 A (N/O contact)
Maximum inrush current	6 A
Inrush current, minimum	25 mA
Interrupting rating (ohmic load) max.	144 W (24 V DC, τ = 0 ms) 288 W (48 V DC, τ = 0 ms) 90 W (110 V DC, τ = 0 ms) 88 W (220 V DC, τ = 0 ms) 1500 VA (250 V AC, τ = 0 ms)
Maximum interrupting rating (inductive load)	42 W (24 V DC, τ = 40 ms) 33 W (48 V DC, τ = 40 ms) 25 W (110 V DC, τ = 40 ms) 23 W (220 V DC, τ = 40 ms)
Switching capacity min.	0.4 W
Output fuse	10 A gL/gG NEOZED (N/O contact)

General data

Width	22.5 mm
Height	99 mm
Depth	114.5 mm
Ambient temperature (operation)	-20 °C ... 55 °C
Ambient temperature (storage/transport)	-40 °C ... 70 °C
Relay type	Electromechanically forcibly guided, dust-proof relay.

Mechanical service life	Approx. 10 ⁷ cycles
Mounting position	Any
Category in acc. with EN 954-1	4
Stop category	0 (undelayed contacts) 1 (delayed contacts)
Name	Air and creepage distances between the power circuits
Standards/regulations	DIN EN 60947-1
Rated surge voltage / insulation	4 kV / basic insulation
Rated insulation voltage	250 V
Pollution degree	2
Surge voltage category	II

Connection data

Conductor cross section solid min.	0.2 mm ²
Conductor cross section solid max.	2.5 mm ²
Conductor cross section stranded min.	0.2 mm ²
Conductor cross section stranded max.	2.5 mm ²
Conductor cross section AWG/kcmil min.	24
Conductor cross section AWG/kcmil max	12
Stripping length	7 mm
Screw thread	M3
Connection method	Screw connection

Certificates / Approvals

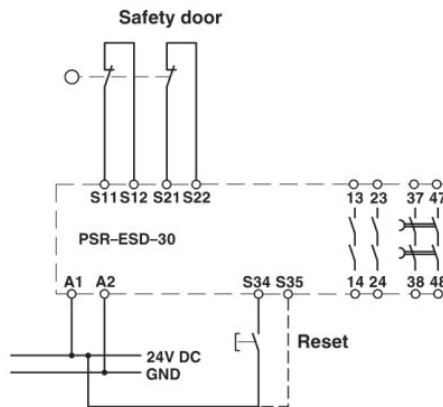
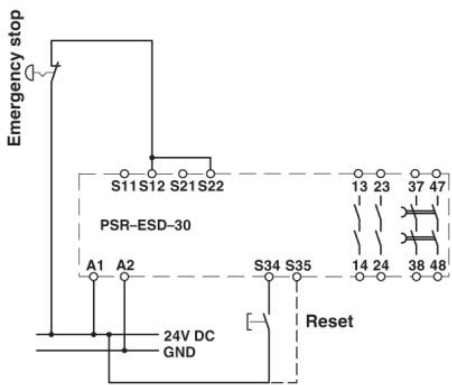
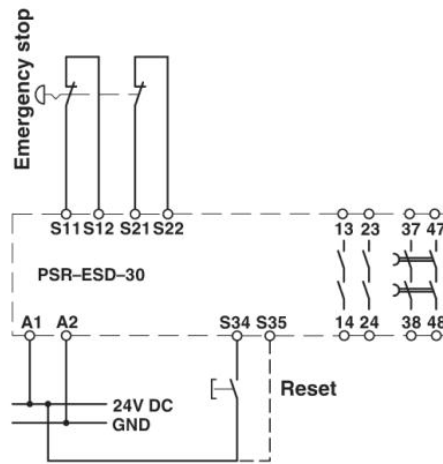
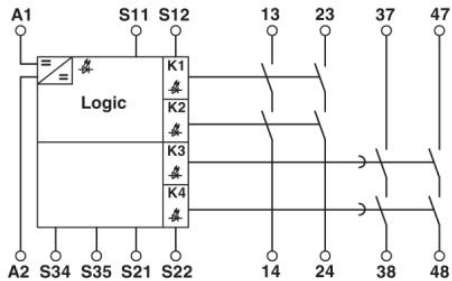


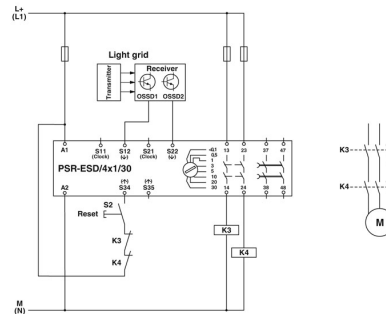
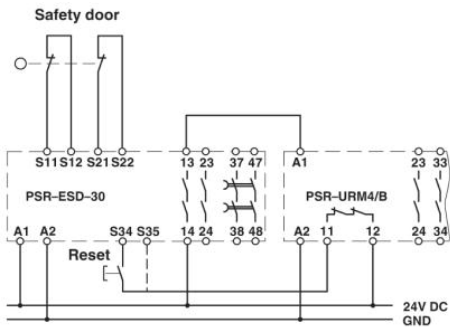
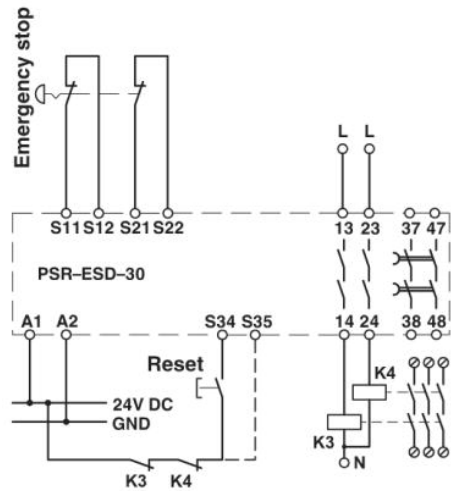
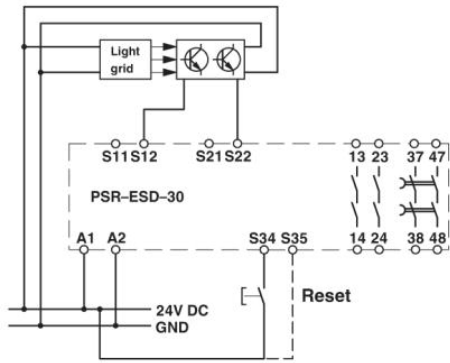
Certification

CUL Listed, GOST, TUEV-RH, UL Listed

Diagrams/Drawings

Circuit diagram





Two-channel light grid monitoring to PLe according to EN ISO 13849-1

Address

PHOENIX CONTACT Inc., USA
586 Fulling Mill Road
Middletown, PA 17057, USA
Phone (800) 888-7388
Fax (717) 944-1625
<http://www.phoenixcon.com>



© 2011 Phoenix Contact
Technical modifications reserved;