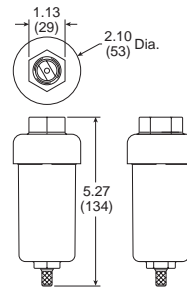


D11-04 Tank Drain



Features

- Metal Bowl without Sight Glass
- Port Size – 1/2 Inch NPTF
- Minimum Supply Pressure – 30 PSIG
- Maximum Supply Pressure – 175 PSIG
- Max. Operating Temperature – 125° F (52° C)
- Body – Zinc
- Bowl – Zinc
- Seals – Buna-N
- Bowl Capacity – 4 oz.
- Weight per Unit – 1 lb.
- Master Pack Quantity – 24
- Master Pack Weight – 25 lbs.

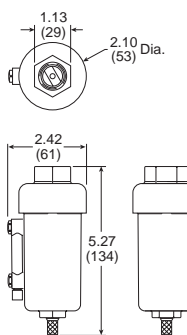


D11-04W Tank Drain



Features

- Metal Bowl with Sight Glass
- Port Size – 1/2 Inch NPTF
- Minimum Supply Pressure – 30 PSIG
- Maximum Supply Pressure – 175 PSIG
- Max. Operating Temperature – 125° F (52° C)
- Body – Zinc
- Bowl – Zinc
- Seals – Buna-N
- Bowl Capacity – 4 oz.
- Weight per Unit – 1 lb.
- Master Pack Quantity – 24
- Master Pack Weight – 25 lbs.

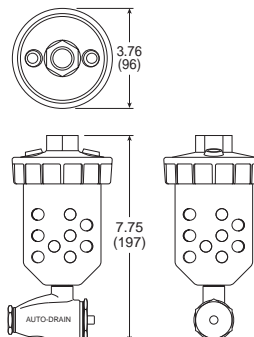


608-04D Tank Drain



Features

- Polycarbonate Bowl with Polyethylene Bowl Guard
- Port Size – 1/2 Inch NPTF
- Minimum Supply Pressure – 30 PSIG
- Maximum Supply Pressure – 150 PSIG
- Max. Operating Temperature – 125° F (52° C)
- Body – Aluminum
- Bowl – Polycarbonate
- Seals – Buna-N
- Bowl Capacity – 8 oz.
- Weight per Unit – 2 lb.
- Master Pack Quantity – 8
- Master Pack Weight – 17 lbs.



608-04DW Tank Drain



Features

- Metal Bowl with Sight Glass
- Port Size – 1/2 Inch NPTF
- Minimum Supply Pressure – 30 PSIG
- Maximum Supply Pressure – 255 PSIG
- Max. Operating Temperature – 125° F (52° C)
- Body – Aluminum
- Bowl – Zinc
- Seals – Buna-N
- Bowl Capacity – 8 oz.
- Weight per Unit – 2 lb.
- Master Pack Quantity – 8
- Master Pack Weight – 17 lbs.

