







Global Modular Accessories

Safety Lockout Valves

	Model type	Port size	Thread type	Flow dm ³ /s (SCFM)	Part number Flow from left to right	Part number Flow from right to left
	P31	1/4"	NPT	47.2 (100)	P31VA92LSAN	
	P32	1/4"	NPT	66.5 (141)	P32VA92LSAN	P32VA92LSBN
		3/8"	NPT	101.9 (216)	P32VA93LSAN	P32VA93LSBN
		1/2"	NPT	128.4 (272)	P32VA94LSAN	P32VA94LSBN
	P33	1/2"	NPT	136.9 (290)	P33VA94LSAN	P33VA94LSBN
		3/4"	NPT	141.6 (300)	P33VA96LSAN	P33VA96LSBN




For thread type: BSPP 1, BSPT 2, NPT 9

Modular Ball Valve

	Model type	Port size	Exhaust port	Thread type	Flow dm ³ /s (SCFM)	Part number Flow from left to right
	P31	1/4"	1/4"	NPT	20 (42.4)	P31VB92LBNN
	P32	3/8"	1/4"	NPT	90 (190.7)	P32VB93LBNN
		1/2"	1/4"	NPT	122 (258.5)	P32VB94LBNN
	P33	1/2"	1/2"	NPT	265 (561.5)	P33VB94LBNN
		3/4"	1/2"	NPT	320 (678)	P33VB96LBNN

For thread type: BSPP 1, BSPT 2, NPT 9

Manifold Blocks

	Model type	In / Out port size	Auxiliary port size top	Auxiliary port size bottom	Thread type	Part number
	P31	1/4"	1/4"	1/4"	NPT	P31MA92022N
	P32	1/2"	1/4"	1/2"	NPT	P32MA94024N
	P33	3/4"	1/4"	1/2"	NPT	P33MA96024N

For thread type: BSPP 1, BSPT 2, NPT 9

 Most popular.