

- Detects stoppage of a cylinder due to a pressure drop in the exhaust chamber
- Single unit design
- For direct mounting to cylinders
- Pneumatic output
- Wide range of sizes

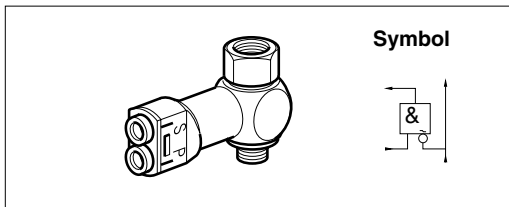


Operating information

Operating pressure:	0 to 10 bar
Permissible fluids:	Air or neutral gas 50micron or filtration, lubricated or not
Operating temperature:	-15°C to +70°C
Storage temperature:	-20°C to +70°C
No. of operations with dry air at 6 bar 20°C 1 Hz:	10 million
Maximum operating frequency:	1 Hz
Output characteristics:	Flow @ 6 bar 90l/m
Maximum connecting torque:	M5 = 1Nm; 1/8 = 8Nm; 1/4 = 12Nm; 3/8 = 30Nm; 1/2 = 35Nm
Body material:	Zinc alloy / Thermo plastic
Connection thread:	Brass

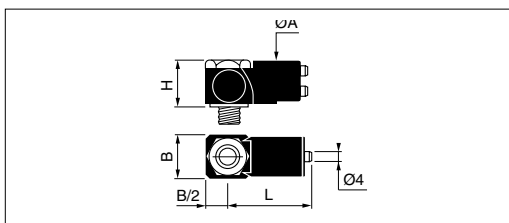
Plug-in & Monoblock back pressure sensors	Pilot	Depilot
	operating pressure	operating pressure
PWS-P111	6bar	6bar
PWS-M1012	4,4	0,4
PWS-E101 & E111	1,5	0,6
PWS-C	1,5	0,6
	1,6 ±0,2	0,3

Back Pressure Sensor for Cylinder Mounting



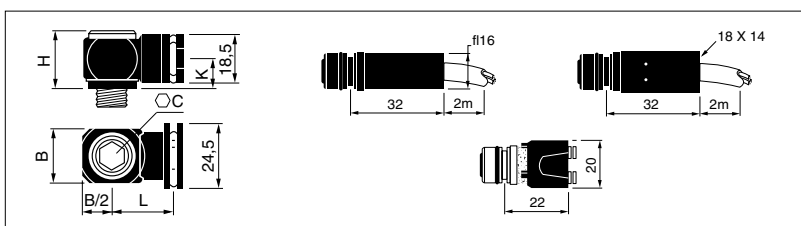
Thread Cylinder Port	Thread Supply Port	Bore Ømm	Weight kg	Order code
M5	M5	2	0,10	PWS-C5145
G1/8	G1/8	5	0,11	PWS-C5148
G1/4	G1/4	7	0,10	PWS-C5149
G3/8	G3/8	10	0,17	PWS-C5143
G1/2	G1/2	14	0,15	PWS-C5142

Back Pressure Sensors - Mono block - Dimensions



Order code	ØA	B	H	L
PWS-CS145	19	11,0	16,0	42
PWS-CS148	22	16,5	29,0	40
PWS-CS149	22	23,5	26,0	43
PWS-CS143	22	23,5	36,5	43
PWS-CS142	22	32,0	29,5	48

Back Pressure Sensors - Modular - Dimensions



Order code	C	B	H	K	L
PWS-B155	8	11	16,5	10	17
PWS-B188	5	16	20,0	10	20
PWS-B199	8	21	20,0	10	22
PWS-B133	10	28	22,0	12	25
PWS-B122	12	33	26,0	14	26